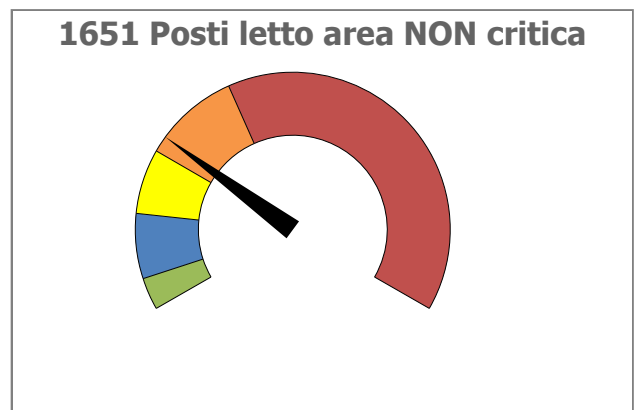
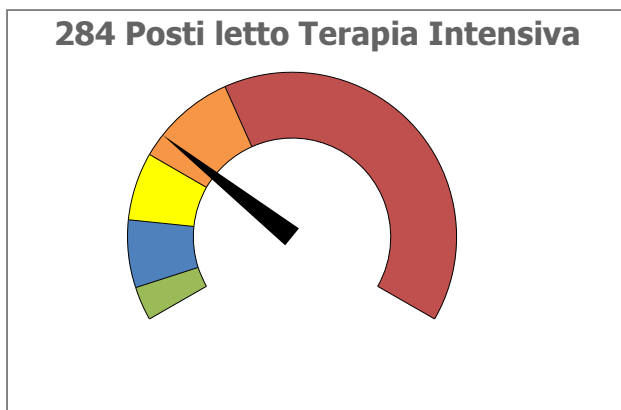
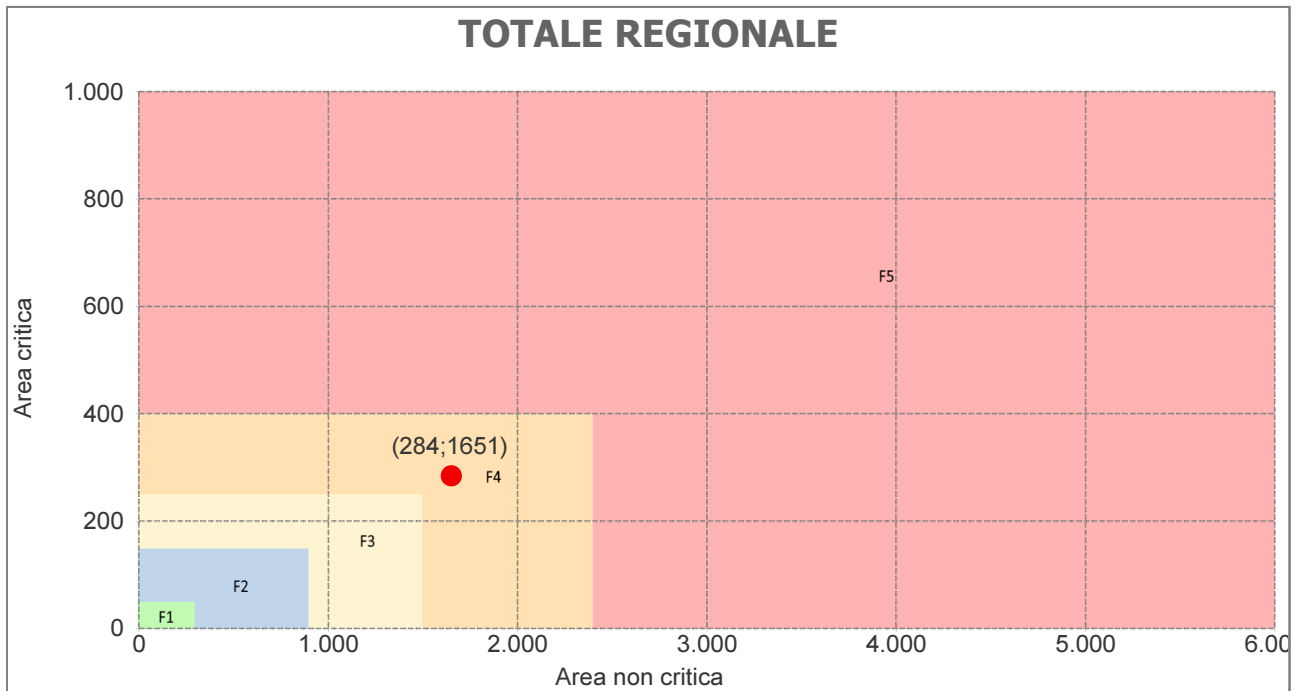
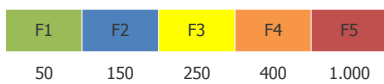


Dati aggiornati al 30/03/2021 09.50

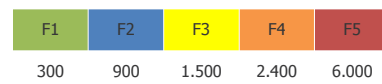
### Indicatori fase di rischio



Legenda limiti terapia intensiva

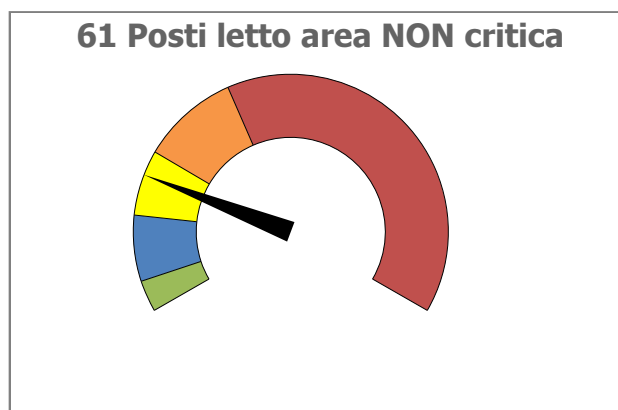
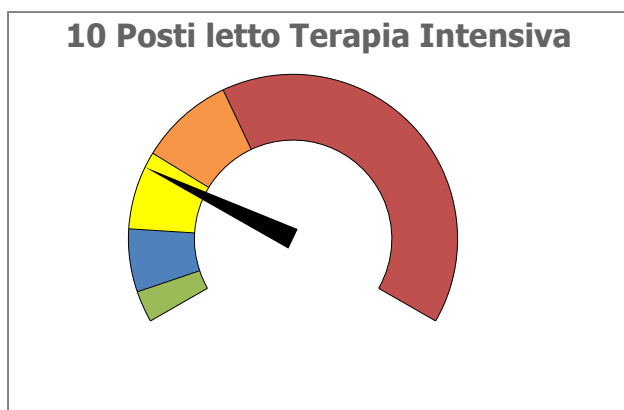
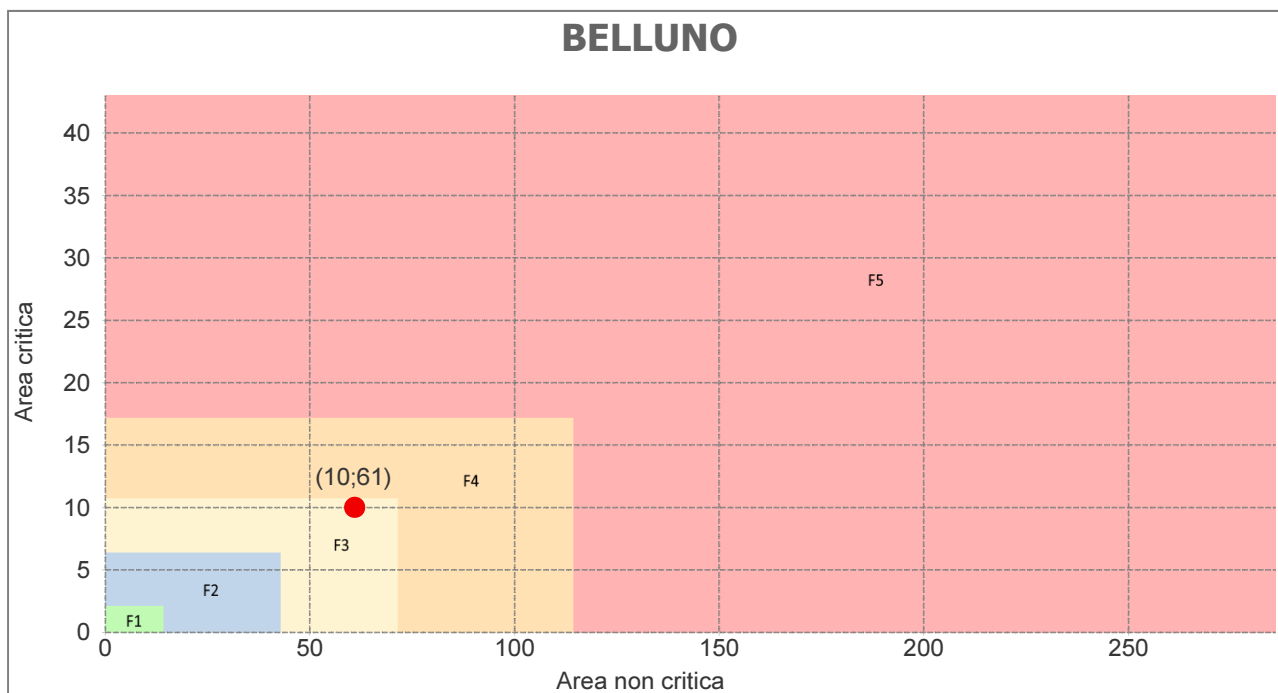


Legenda limiti area non critica

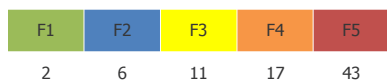


Dati aggiornati al 30/03/2021 09.50

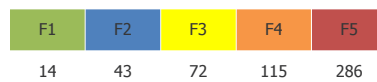
### Indicatori fase di rischio



Legenda limiti terapia intensiva

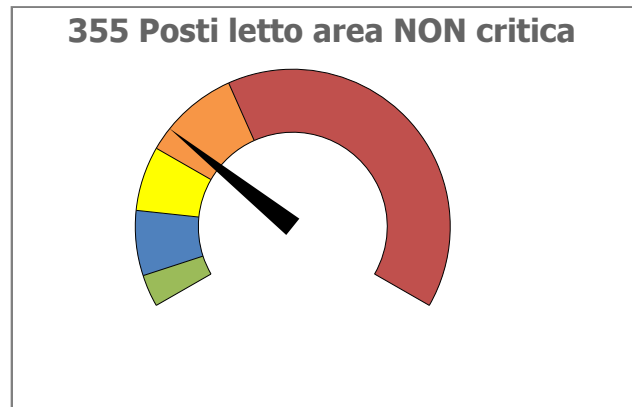
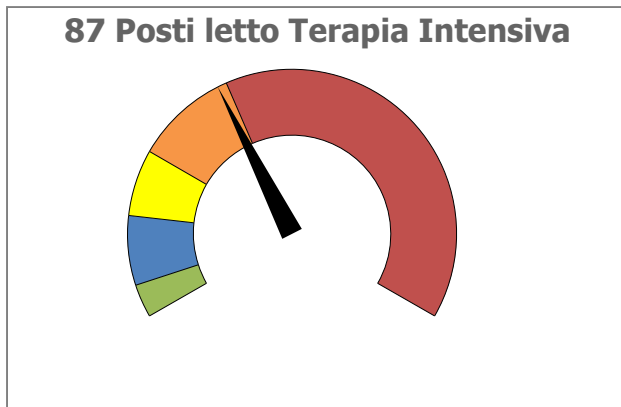
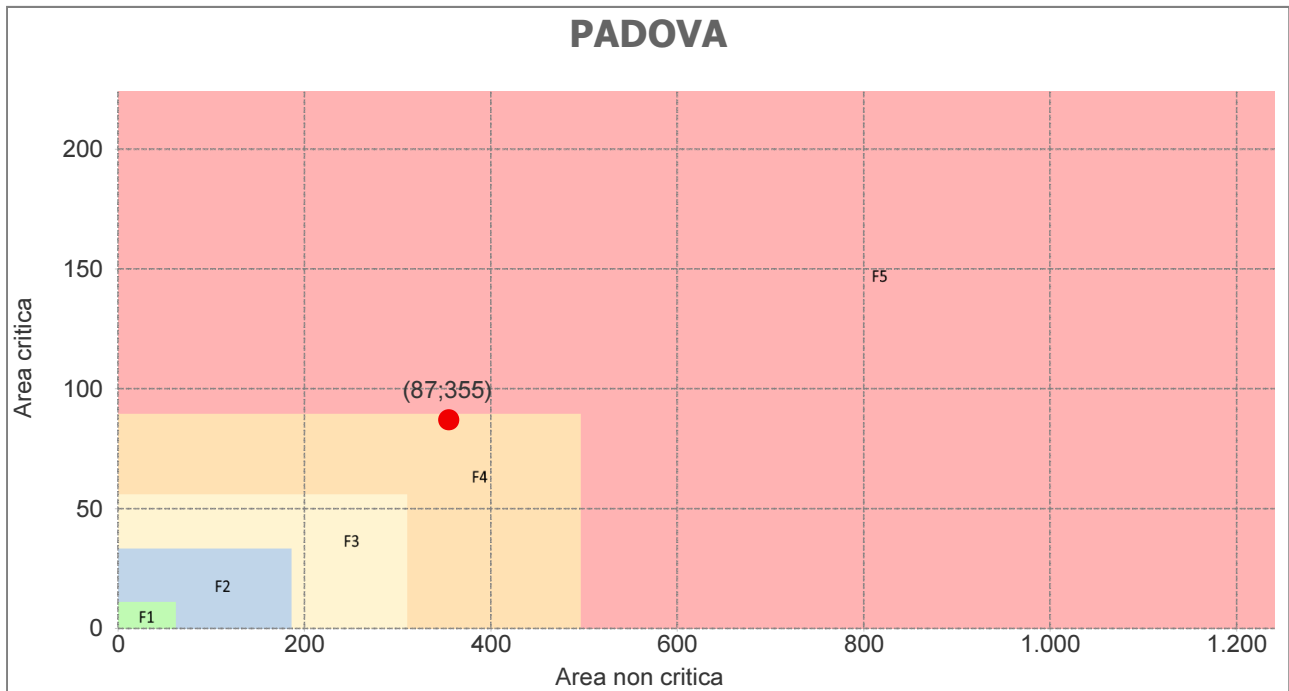


Legenda limiti area non critica

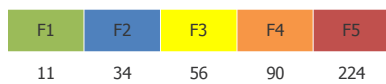


Dati aggiornati al 30/03/2021 09.50

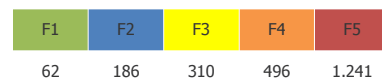
### Indicatori fase di rischio



Legenda limiti terapia intensiva

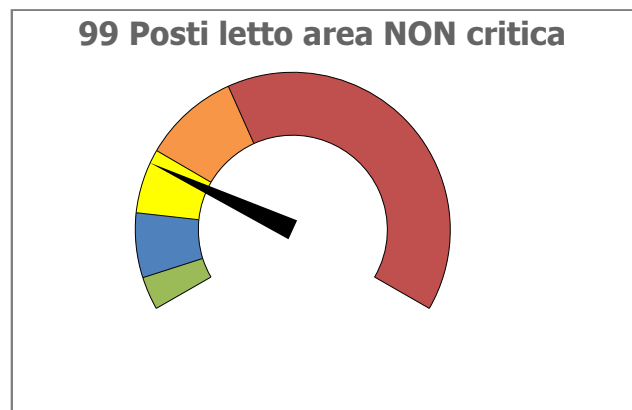
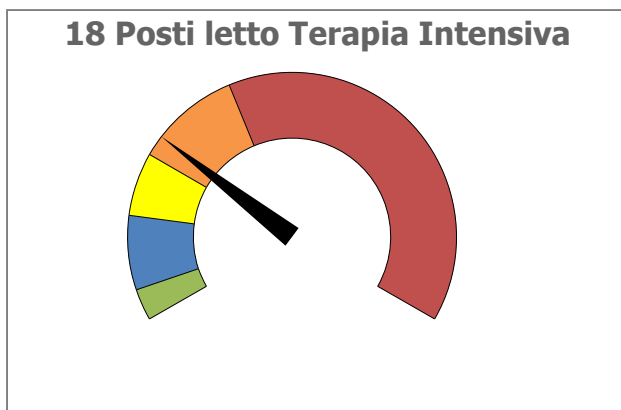
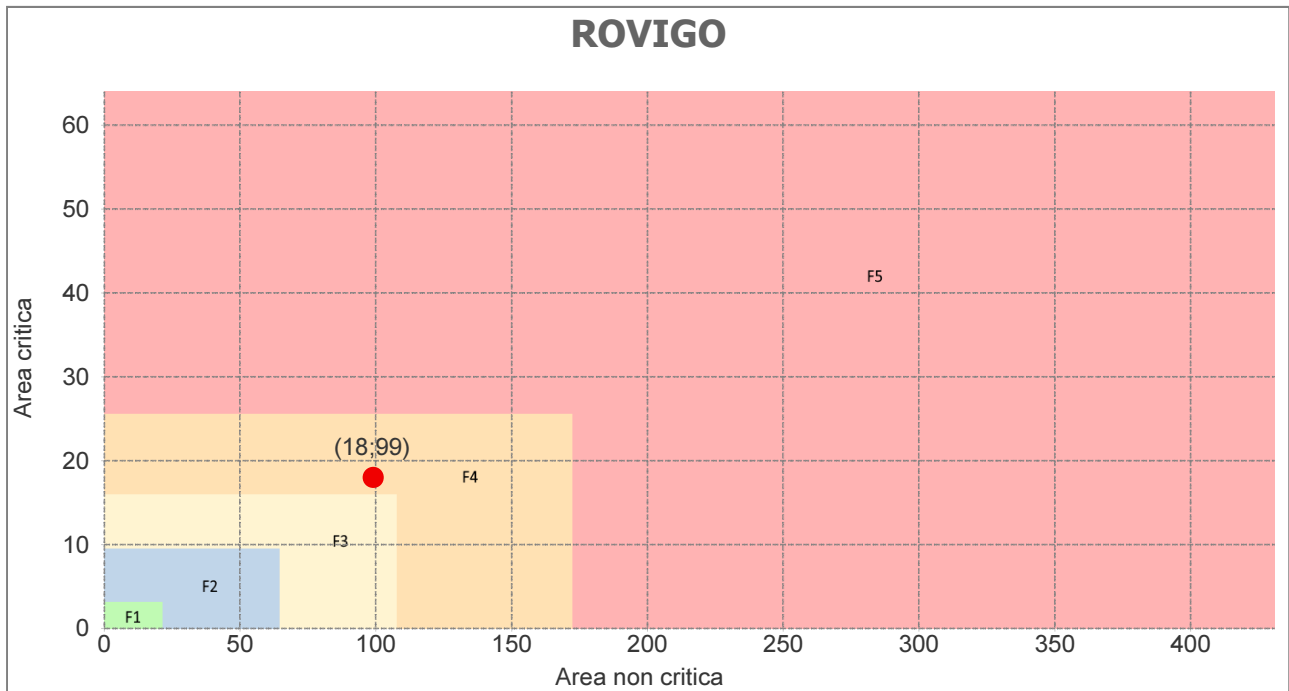


Legenda limiti area non critica

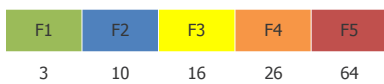


Dati aggiornati al 30/03/2021 09.50

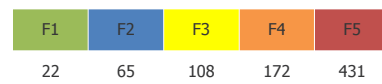
### Indicatori fase di rischio



Legenda limiti terapia intensiva

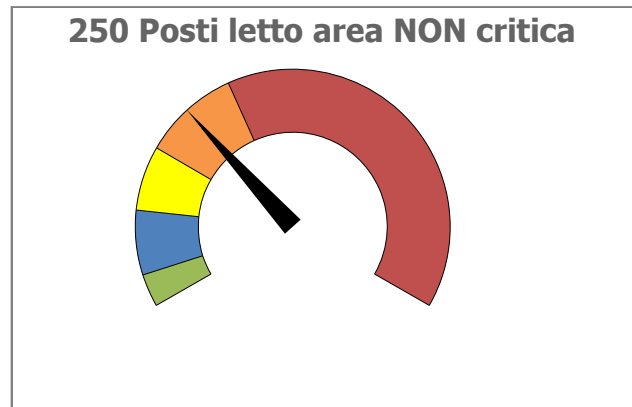
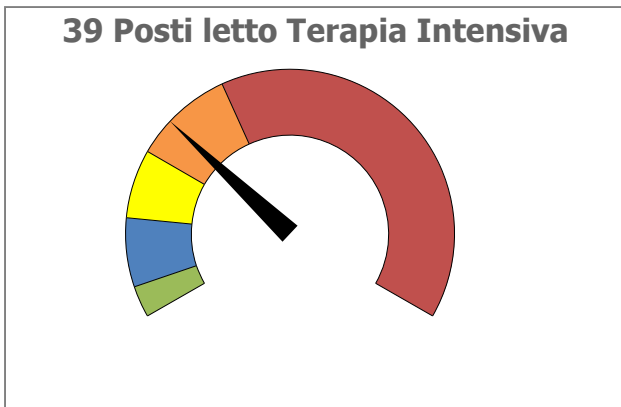
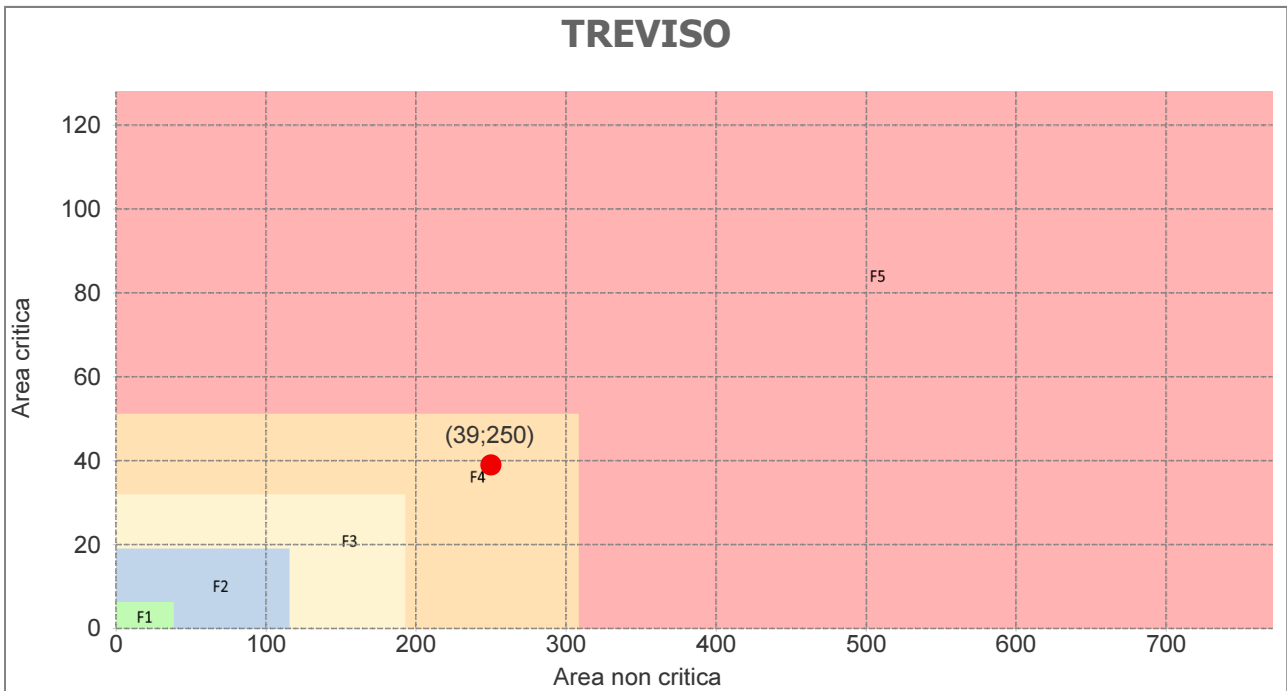


Legenda limiti area non critica

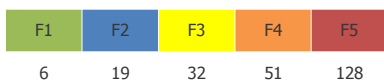


Dati aggiornati al 30/03/2021 09.50

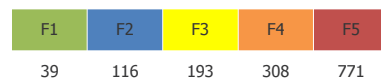
### Indicatori fase di rischio



Legenda limiti terapia intensiva

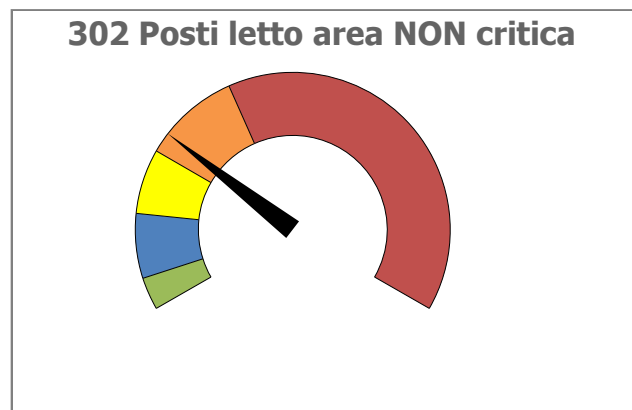
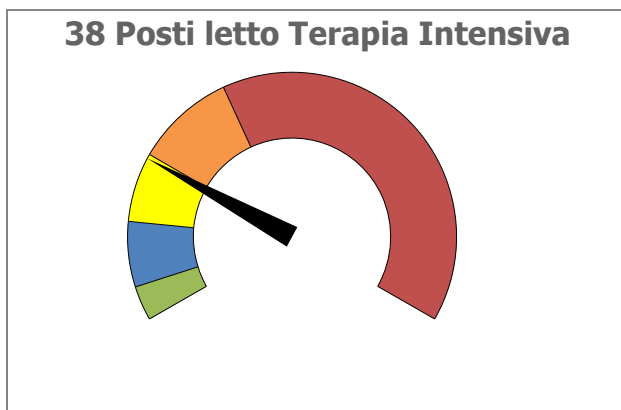
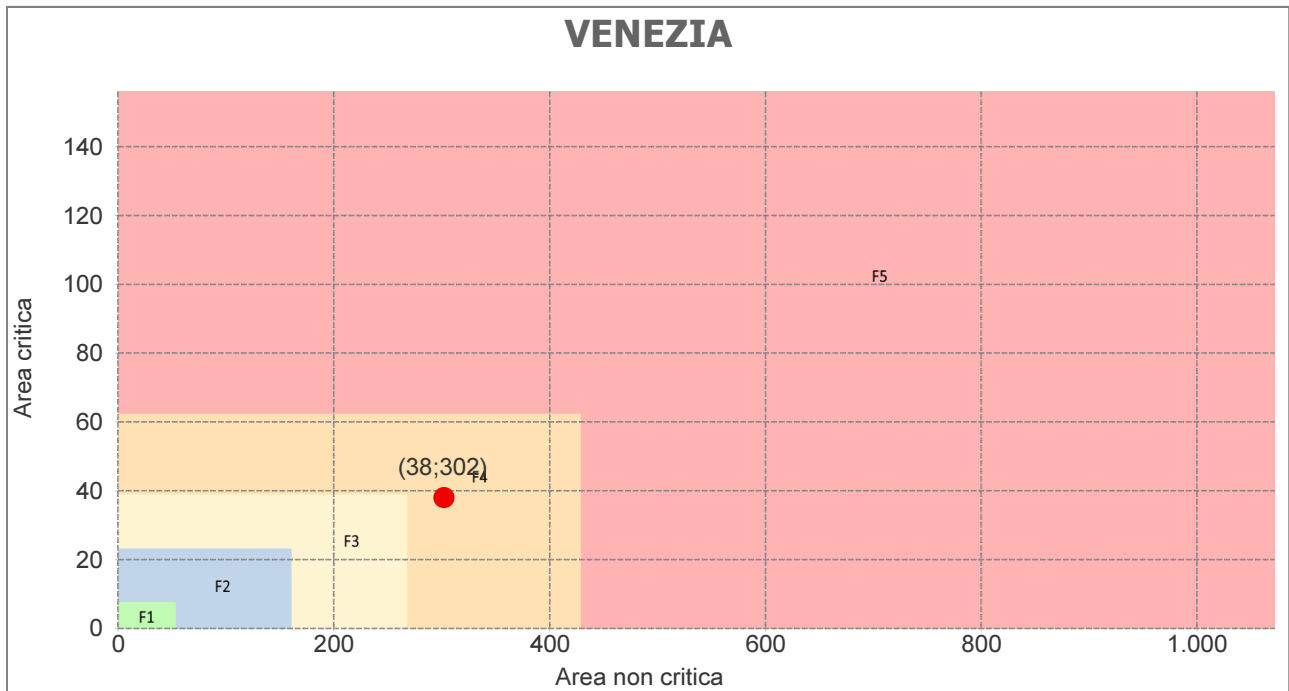


Legenda limiti area non critica

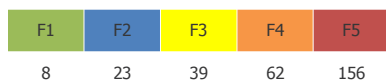


Dati aggiornati al 30/03/2021 09.50

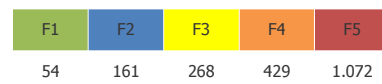
### Indicatori fase di rischio



Legenda limiti terapia intensiva

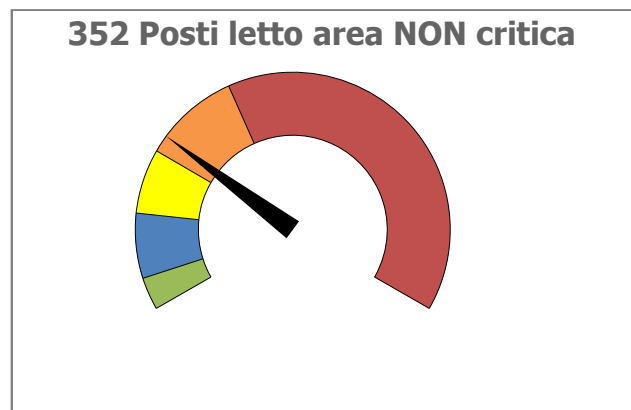
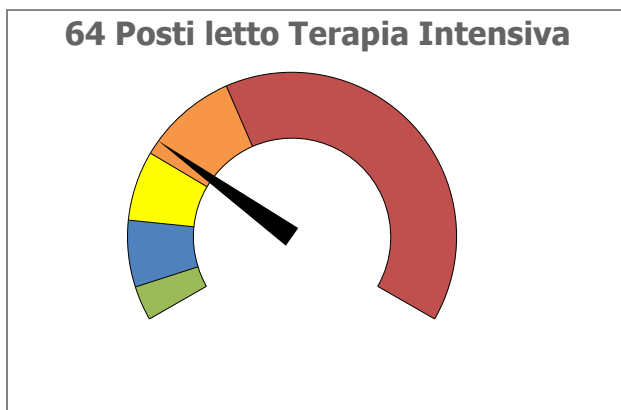
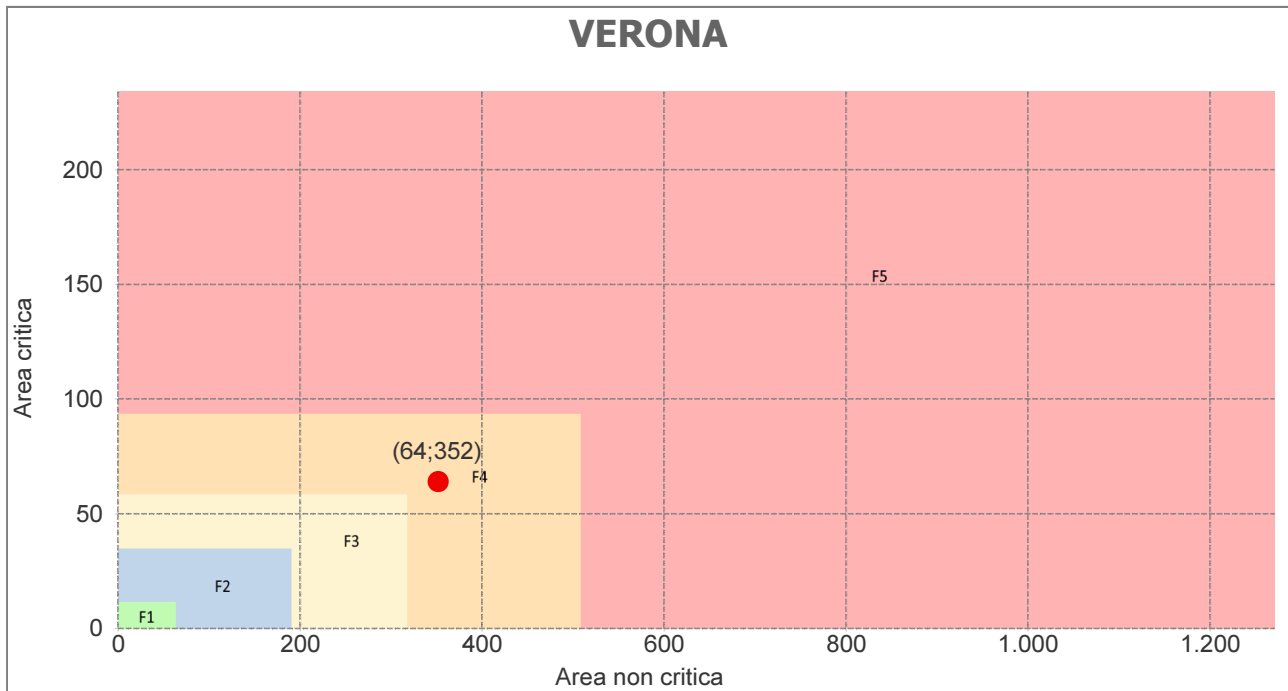


Legenda limiti area non critica

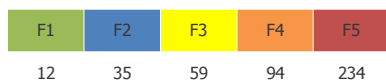


Dati aggiornati al 30/03/2021 09.50

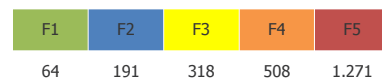
### Indicatori fase di rischio



Legenda limiti terapia intensiva

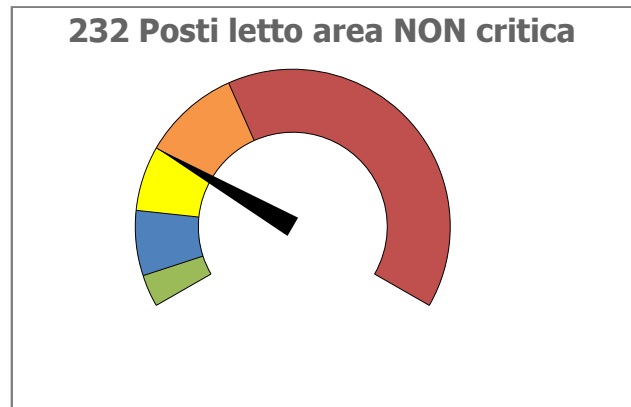
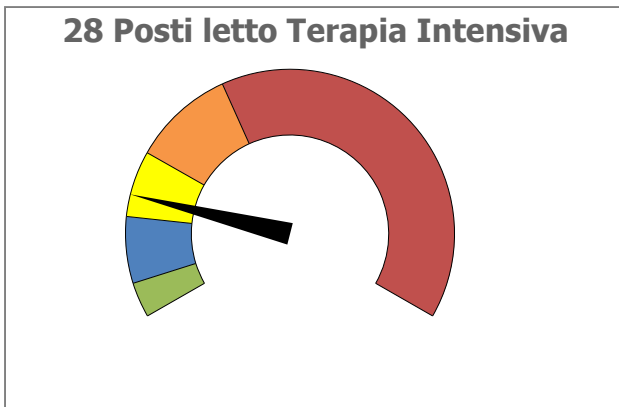
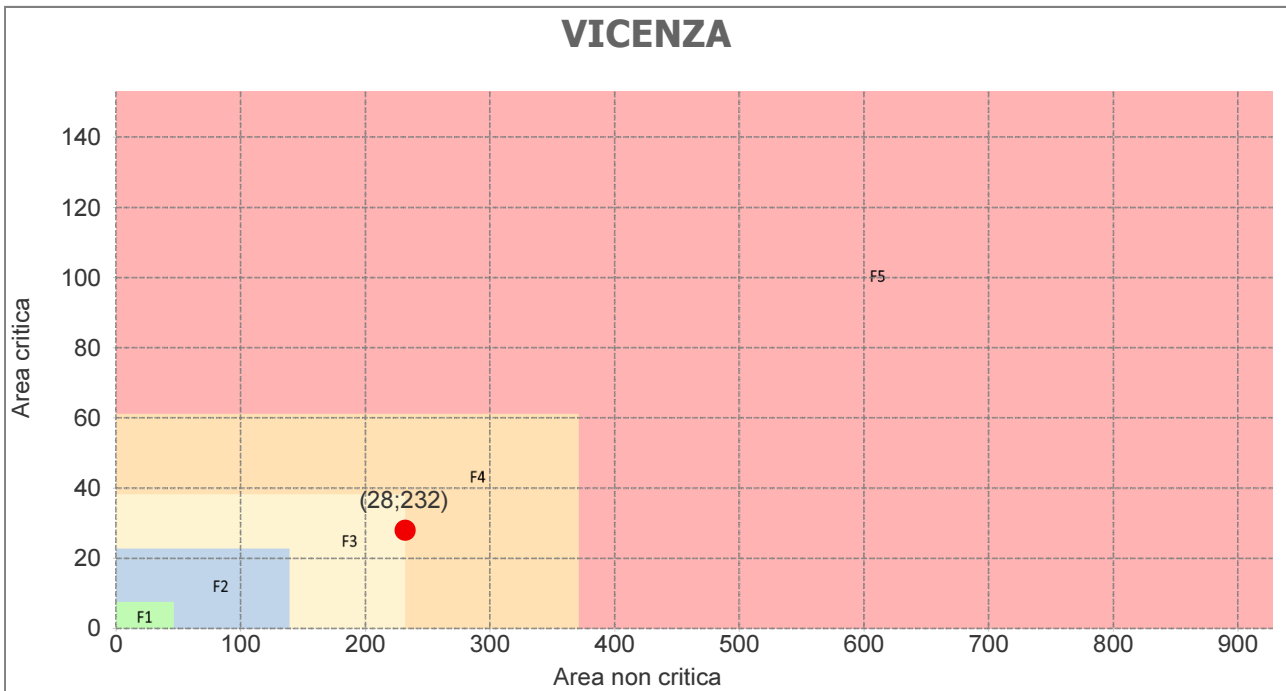


Legenda limiti area non critica

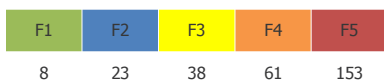


Dati aggiornati al 30/03/2021 09.50

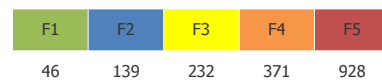
### Indicatori fase di rischio



Legenda limiti terapia intensiva

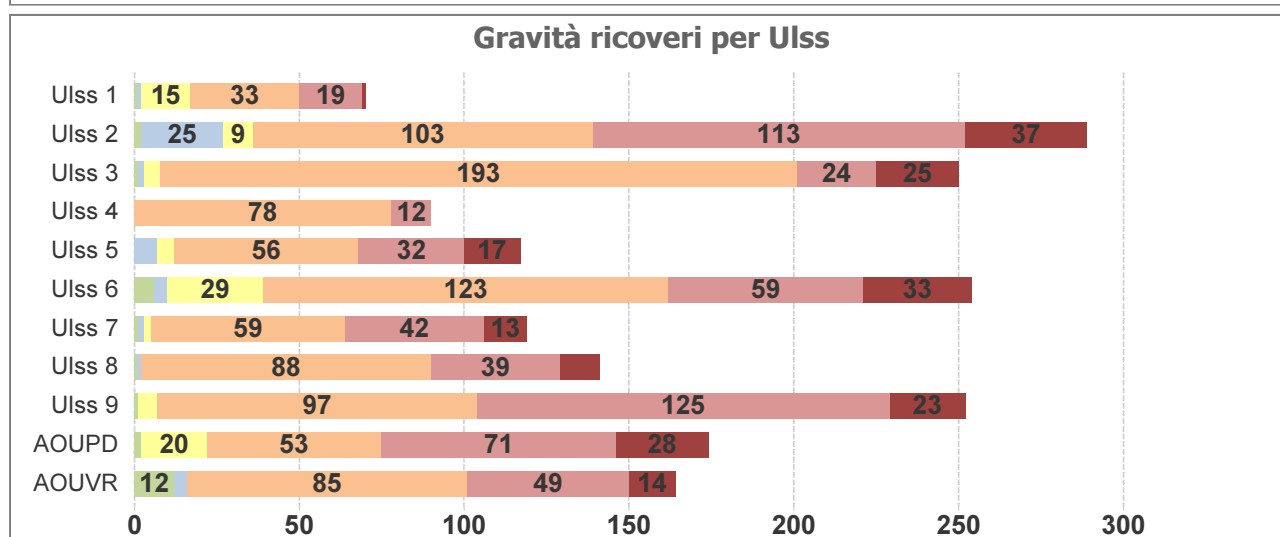
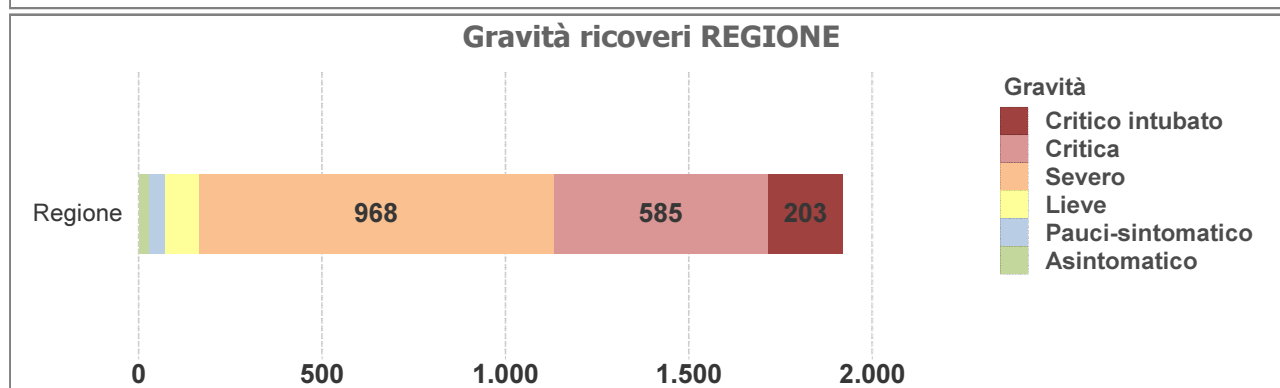
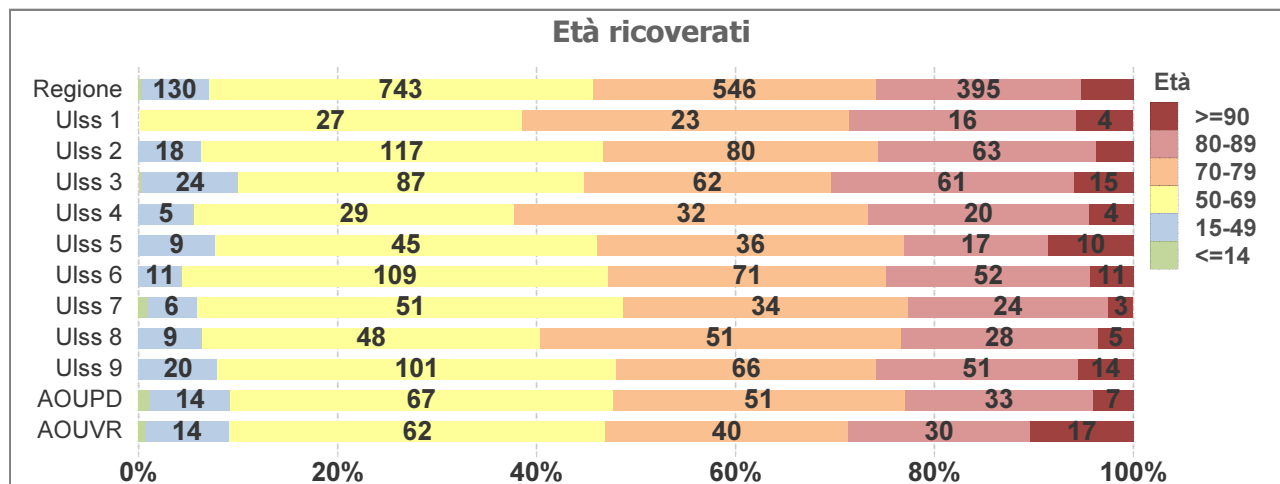


Legenda limiti area non critica






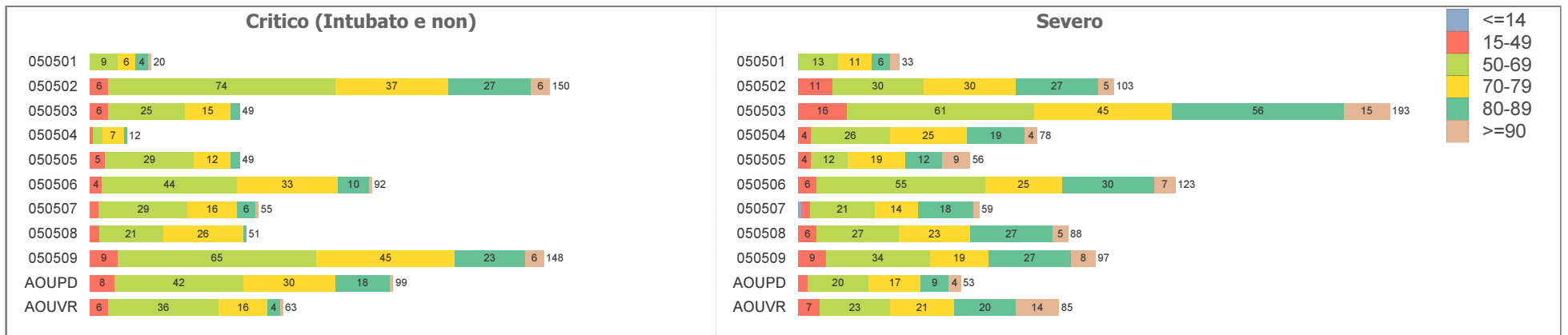
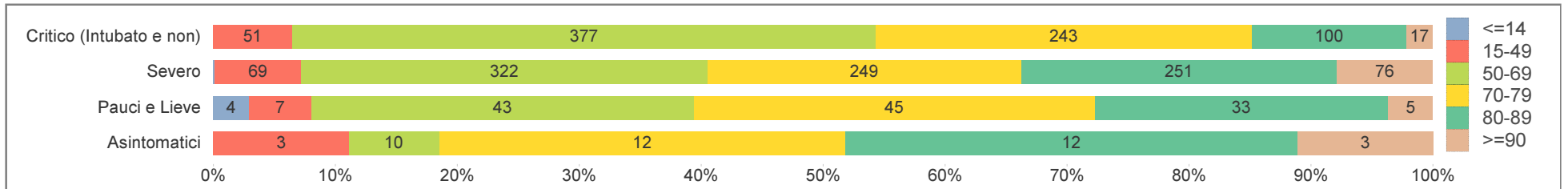
Dati aggiornati al 30/03/2021 09.50



Gravità	REGIONE	Ulss 1	Ulss 2	Ulss 3	Ulss 4	Ulss 5	Ulss 6	Ulss 7	Ulss 8	Ulss 9	AOUPD	AOUVR
Critico intubato	203	1	37	25		17	33	13	12	23	28	14
Critica	585	19	113	24	12	32	59	42	39	125	71	49
Severo	968	33	103	193	78	56	123	59	88	97	53	85
Lieve	91	15	9	5		5	29	2		6	20	
Pauci-sintomatico	46	1	25	2		7	4	2	1			4
Asintomatico	27	1	2	1			6	1	1	1	2	12

\* Non viene considerato lo stato clinico "Altro"

Dati aggiornati al 30/03/2021 09.50



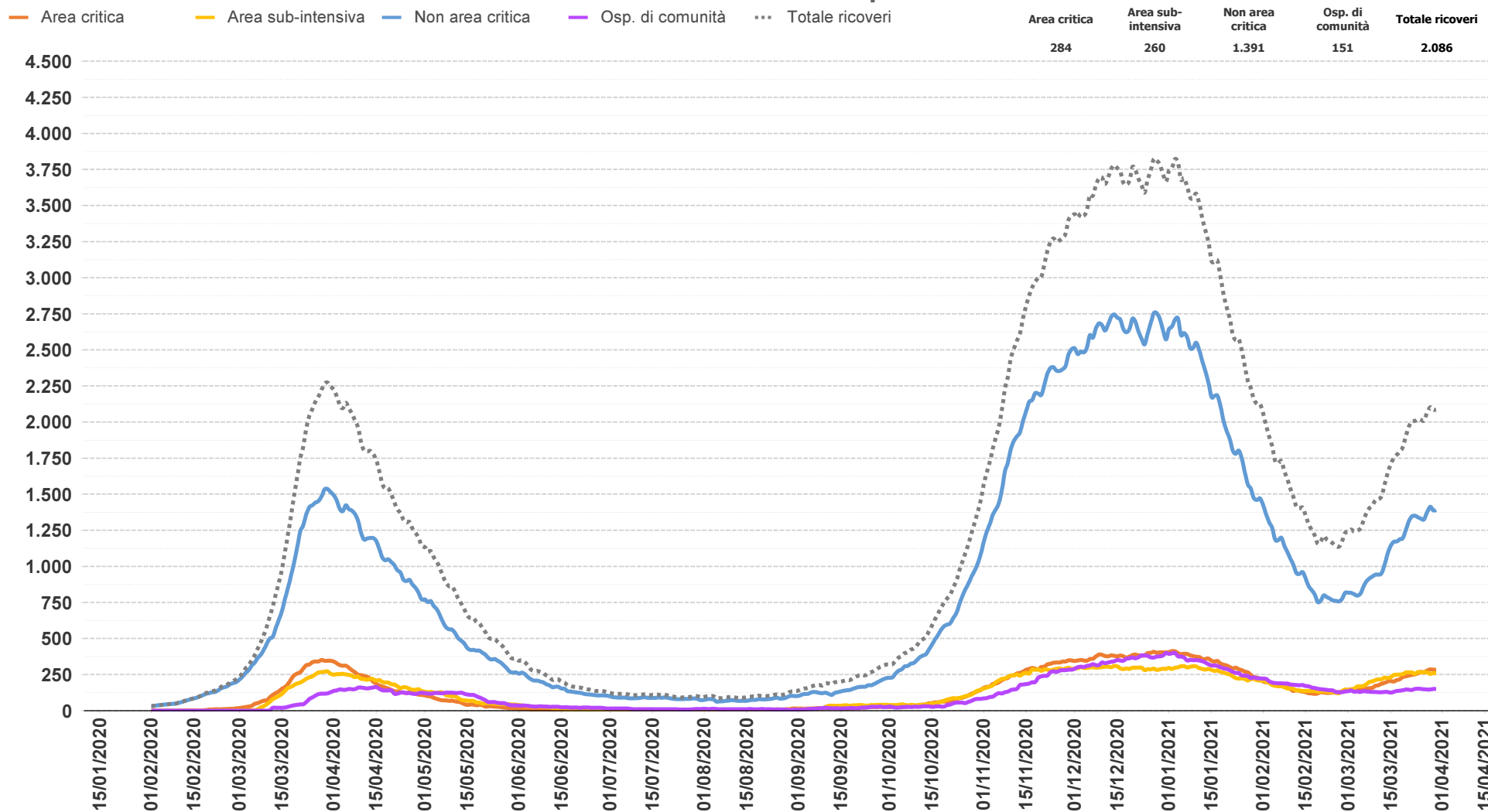
\* Non viene considerato lo stato clinico "Altro"

RICOVERI COMPLESSIVI SUDDIVISI PER STATO CLINICO E FASCIA DI ETA'																													
Struttura	Critico (Intubato e non)						Severo						Pauci e Lieve						Asintomatici						Tot				
	<=14	15-49	50-69	70-79	80-89	>=90	Tot	<=14	15-49	50-69	70-79	80-89	>=90	Tot	<=14	15-49	50-69	70-79	80-89	>=90	Tot	<=14	15-49	50-69		70-79	80-89	>=90	Tot
501			9	6	4	1	20			13	11	6	3	33			5	6	5		16				1	1		2	71
502		6	74	37	27	6	150		11	30	30	27	5	103		1	13	11	9		34				2			2	289
503		6	25	15	3		49		16	61	45	56	15	193	1	1	1	2	2		7						1	1	250
504		1	3	7	1		12		4	26	25	19	4	78															90
505		5	29	12	3		49		4	12	19	12	9	56			4	5	2	1	12								117
506		4	44	33	10	1	92		6	55	25	30	7	123		1	9	12	9	2	33			7	2	3	1	13	261
507		3	29	16	6	1	55	1	3	21	14	18	2	59			1	3			4				1	1		1	119
508		3	21	26	1		51		6	27	23	27	5	88				1			1				1			1	141
509		9	65	45	23	6	148		9	34	19	27	8	97		1	2	2	1		6							1	252
AOUVD		8	42	30	18	1	99		3	20	17	9	4	53	2	3	5	3	5	2	20	2		3	2	2		9	181
AOUVR		6	36	16	4	1	63		7	23	21	20	14	85	1		3				4			1	3	6	2	12	164
IOV																													
<b>Tot</b>		<b>51</b>	<b>377</b>	<b>243</b>	<b>100</b>	<b>17</b>	<b>788</b>	<b>1</b>	<b>69</b>	<b>322</b>	<b>249</b>	<b>251</b>	<b>76</b>	<b>968</b>	<b>4</b>	<b>7</b>	<b>43</b>	<b>45</b>	<b>33</b>	<b>5</b>	<b>137</b>	<b>2</b>	<b>3</b>	<b>10</b>	<b>12</b>	<b>12</b>	<b>3</b>	<b>42</b>	<b>1.935</b>

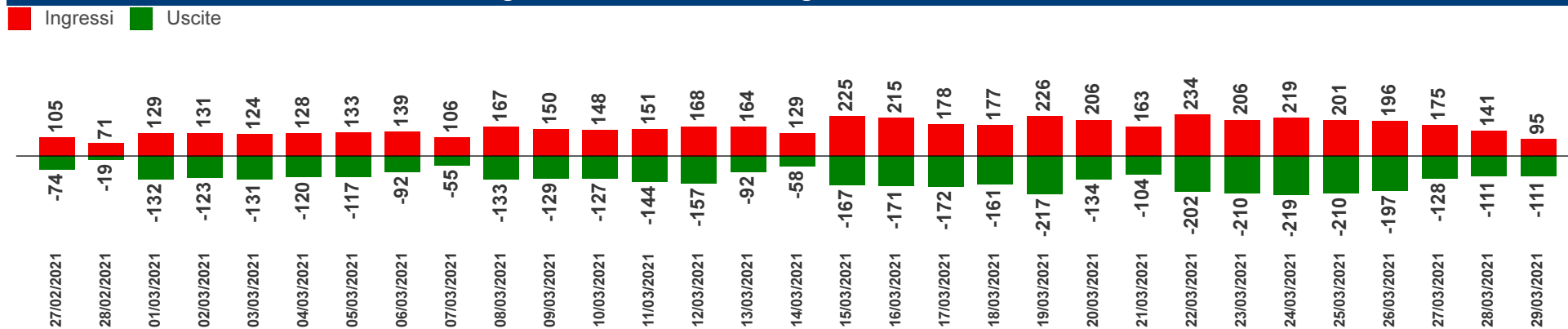
RICOVERI IN AREA CRITICA SUDDIVISI PER STATO CLINICO E FASCIA DI ETA'																													
Struttura	Critico (Intubato e non)						Severo						Pauci e Lieve						Asintomatici						Tot				
	<=14	15-49	50-69	70-79	80-89	>=90	Tot	<=14	15-49	50-69	70-79	80-89	>=90	Tot	<=14	15-49	50-69	70-79	80-89	>=90	Tot	<=14	15-49	50-69		70-79	80-89	>=90	Tot
501			4	2	1		7																						10
502			22	14	3		39			2	1			3															39
503		4	11	10	1		26																						26
504		1	3	7	1		12																						12
505		1	12	5			18																						18
506		2	27	25			54																						54
507		1	10	4			15				1			1															16
508			8	4			12																						12
509		2	15	14			31																						31
AOUVD		5	13	13	2		33																						33
AOUVR		3	23	7			33																						33
IOV																													
<b>Tot</b>		<b>19</b>	<b>148</b>	<b>105</b>	<b>8</b>		<b>280</b>			<b>2</b>	<b>2</b>		<b>4</b>																<b>284</b>

RICOVERI NON AREA CRITICA SUDDIVISI PER STATO CLINICO E FASCIA DI ETA'																													
Struttura	Critico (Intubato e non)						Severo						Pauci e Lieve						Asintomatici						Tot				
	<=14	15-49	50-69	70-79	80-89	>=90	Tot	<=14	15-49	50-69	70-79	80-89	>=90	Tot	<=14	15-49	50-69	70-79	80-89	>=90	Tot	<=14	15-49	50-69		70-79	80-89	>=90	Tot
501			5	4	3	1	13			11	10	6	3	30			5	6	5		16				1	1		2	61
502		6	52	23	24	6	111		11	30	30	27	5	103		1	13	11	9		34				2			2	250
503		2	14	5	2		23		16	61	45	56	15	193	1	1	1	2	2		7						1	1	224
504									4	26	25	19	4	78															78
505		4	17	7	3		31		4	12	19	12	9	56			4	5	2	1	12								99
506		2	17	8	10	1	38		6	55	25	30	7	123		1	9	12	9	2	33			7	2	3	1	13	207
507		2	19	12	6	1	40	1	3	21	13	18	2	58			1	3			4				1	1		1	103
508		3	13	22	1		39		6	27	23	27	5	88				1			1				1			1	129
509		7	50	31	23	6	117		9	34	19	27	8	97		1	2	2	1		6							1	221
AOUVD		3	29	17	16	1	66		3	20	17	9	4	53	2	3	5	3	5	2	20	2		3	2	2		9	148
AOUVR		3	13	9	4	1	30		7	23	21	20	14	85	1		3				4			1	3	6	2	12	131
IOV																													
<b>Tot</b>		<b>32</b>	<b>229</b>	<b>138</b>	<b>92</b>	<b>17</b>	<b>508</b>	<b>1</b>	<b>69</b>	<b>320</b>	<b>247</b>	<b>251</b>	<b>76</b>	<b>964</b>	<b>4</b>	<b>7</b>	<b>43</b>	<b>45</b>	<b>33</b>	<b>5</b>	<b>137</b>	<b>2</b>	<b>3</b>	<b>10</b>	<b>12</b>	<b>12</b>	<b>3</b>	<b>42</b>	<b>1.651</b>

### Andamento ricoveri da inizio pandemia



### Ingressi e Uscite - Ultimi 30 giorni - AREA NON CRITICA



### Ingressi e Uscite - Ultimi 30 giorni - OSPEDALI DI COMUNITA'

